



**MITSUBISHI
MOTORS**

***ECLIPSE
CROSS***

A coastal landscape featuring waves crashing onto a beach. A large, dark cliff is visible on the left side of the frame. The sky is a pale, clear blue. The overall mood is serene and adventurous.

The edge of adventure.


YOU'VE BOTH WAITED ALL WEEK FOR THIS.
THE WEEKDAY SCHEDULE IS BEHIND YOU.
THE RUSH HOUR A DISTANT MEMORY.
FREEDOM. THE FUTURE YOU'VE ANTICIPATED
HAS ARRIVED.
TODAY YOU'LL LEAVE THE WELL-WORN PATH
AND TAKE THE ONE LESS TRAVELLED.
OFF THE LEASH AND OFF THE LONG RIBBON
OF ASPHALT AND OUT TO YOUR PLAYGROUND.
YOU AND THE NEW *Eclipse Cross*, SURE-FOOTED
AND EXHILARATING, SEEKING ONE THING.
THE EDGE OF ADVENTURE.



ECLIPSE CROSS



» MODEL SHOWN ECLIPSE CROSS VRX in Amethyst Black with optional accessories.



» VENTURE FORTH

New **Eclipse Cross** is designed with your lifestyle in mind. It's the SUV that invites you to load up your gear and head out to play. A sporty new design combines performance, efficiency and capability that is equally at home on and off city roads.

» FULLY EQUIPPED

Eclipse Cross is appointed with intuitive, intelligent features that offer connectivity, safety and a drive you've never experienced in an SUV.

» PERFECTLY FORMED

A design evolution of the front grille, lights and valance gives the car a purposeful stance, and the new sculptured lines of the rear leave a striking impression.

Off the beaten track.

The new *Eclipse Cross* complements your sporting life.

It's a vehicle you'll notice immediately. Sharp, distinctive contours and bold lines dramatically define the exterior, while inside you'll appreciate the black or light grey luxurious leather-appointed cabin* designed for your comfort and safety. Intelligent driver aids equip you to get to your favourite spot out the back of beyond confidently and effortlessly.

*VRX only.



Excitement awaits.

BOTH YOU AND THE NEW ECLIPSE CROSS ARE IN YOUR ELEMENT.



» MODEL SHOWN ECLIPSE CROSS VRX in Amethyst Black with optional accessories.

The excitement of an early-morning start and the anticipation of a day doing what you love best are what the new **Eclipse Cross** was made for.

Life's an adventure, and when you buckle yourselves into **Eclipse Cross** the journey's going to be as exhilarating as the end game.

The Super All Wheel Control drive system provides superior grip by balancing torque and brakeforce between all the wheels, for outstanding stability and road holding.

The 1.5-litre MIVEC turbo petrol engine rapidly delivers 112kW of power and 254Nm of torque for an exhilarating drive.



Explore in style and comfort.

Inside the new **Eclipse Cross VRX** you'll sink into black or light grey heated leather-appointed seats as you're cocooned in a suite of driving technology.

Your comfort and safety are paramount. Push the start button and a symphony of safety technology unites as the punchy 1.5-litre MIVEC turbo petrol engine comes to life. Directly ahead of you the Head-Up Display puts critical driver information in your line of sight.

Deep within the rigid high-tensile shell, 7 airbags report for duty as camera and laser systems pair to monitor your surroundings and the road ahead.



» **DUAL SUNROOF**
Eclipse Cross VRX comes with an integrated Dual Sunroof so natural light floods the cabin.



» **SMARTPHONE CONNECTIVITY**
Use your smartphone apps with the Smartphone Link Display Audio System.



» **HEAD-UP DISPLAY**
Critical driver information is projected onto a screen directly in your line of sight, allowing you to keep your eyes on the road ahead. (VRX only).



» **LIGHT GREY LEATHER INTERIOR**
On VRX, Eclipse Cross offers the option of a black or light grey leather-appointed interior.

» **MODEL SHOWN** Eclipse Cross VRX AWD in Amethyst Black.

Bring your weekend to life.

Getting to your happy place is effortless with the new **Eclipse Cross**. Uneven terrain is deftly traversed with assistance from the dash-mounted Multi-Around View Monitor*, highlighting rough ground and obstacles around the vehicle.

Leaving your home, a full suite of intuitive driving technologies keeps you safe. On the open road or in heavy traffic, Adaptive Cruise Control* matches your speed to that of the vehicle in front of you for smooth driving. Forward Collision Mitigation stays constantly focused on the road ahead and reacts to oncoming hazards, bringing you to a complete stop if necessary.

*VRX only.



» MODEL SHOWN ECLIPSE CROSS VRX in Amethyst Black with optional accessories.

Eclipse Cross. Push play.

DESPITE THE ADVENTURE IN FRONT OF YOU,
YOU'LL FIND IT HARD TO NOT LOOK BACK.



» MODEL SHOWN Eclipse Cross VRX in Amethyst Black.

It's your time.

It's time to change things up a little. To get out of the house and into nature.

The minute you've loaded your gear onto or into your new **Eclipse Cross** the excitement starts.

Set the backdrop to your weekend with your favourite music played through the 6-speaker surround-sound system. Bluetooth™ and Smartphone Link Display Audio keep you connected, while this technologically advanced SUV takes you beyond the blacktop.

» 18 INCH ALLOY WHEELS (BELOW)

Freshly designed, machine-finished 18 Inch Alloy Wheels give the car a sporty stance.



*Looking out for
your safety.*



The moment you start the engine, **Eclipse Cross** starts monitoring your surroundings. If the road surface conditions suddenly change, active intelligent traction and stability systems restore you to a safe course. In the event of emergency, you're protected by a high-strength steel frame and 7 airbags.

If the vehicle ahead of you slows, Adaptive Cruise Control on **VRX** automatically adjusts your speed to match.

» FORWARD COLLISION MITIGATION

Every model has the tech to react to oncoming hazards, bringing you to a complete stop if necessary.

» ADAPTIVE CRUISE CONTROL
VRX matches your speed to the vehicle in front of you for safer, smooth driving on the open road and in heavy traffic.

You can activate enhanced road holding at the push of a button with the Super All Wheel Control (S-AWC) system. Super All Wheel Control allows you to select the road surface you're running on and the system perfectly balances torque and brakeforce for better stability.






» SAFETY FROM EVERY ANGLE
The Multi-Around View Monitor gives you a bird's eye view for safety in tight spaces (VRX only).

Smart design in every detail.

ECLIPSE CROSS BRINGS YOU FEATURES BEYOND THOSE YOU WOULD EXPECT FROM AN SUV.



» MODEL SHOWN ECLIPSE CROSS VRX in Amethyst Black with optional accessories.



» (ABOVE)
CHOOSE YOUR INTERIOR
On VRX, you can choose between black or light grey leather appointed interior.

» (MIDDLE RIGHT)
AUTOMATIC HIGH BEAM
Your headlights react to low light conditions and dip automatically for oncoming vehicles.


» (ABOVE RIGHT)
THE PERFECT WHEELS
The machine-finished 18 Inch Alloy Wheels echo the sharp design that sets Eclipse Cross apart.

» (RIGHT) TOUCH OF A BUTTON
Push-Button Start allows you to fire up the engine without taking the keys from your pocket.


Detailing.




» CARDRONA




» ELECTRIC BLUE



» TITANIUM




» MOCHA



» AMETHYST BLACK



» STERLING SILVER



» RED DIAMOND



» WHITE DIAMOND*

*Only available on VRX.



» Eclipse Cross 2WD XLS in Electric Blue.

Eclipse Cross 2WD

CHOOSE FROM THE SHARPLY DESIGNED AND WELL-EQUIPPED XLS OR THE LUXURIOUSLY APPOINTED VRX.



» Eclipse Cross 2WD XLS Cloth Trim.



» Eclipse Cross 2WD VRX Black or Light Grey Leather Trim.

2WD PETROL XLS AT A GLANCE:

- + 1.5L MIVEC Turbo Petrol Engine
- + 7.3L / 100km Fuel Economy*
- + CVT Auto with 8-Speed Sports Mode and Paddle-Shift
- + 5-Star ANCAP Safety
- + 8 Inch Smartphone Link Display Audio System
- + 18 Inch Alloy Wheels
- + Rear-View Camera
- + Forward Collision Mitigation
- + Keyless Operating System with Push-Button Start
- + Dusk-Sensing Headlamps
- + Roof Rails
- + Lane Departure Warning

2WD PETROL VRX INCLUDES ALL XLS FEATURES PLUS:

- + Black or Light Grey Leather-Appointed Interior with Front Seat Power Assist
- + Multi-Around View Monitor
- + Front and Rear Parking Sensors
- + Adaptive Cruise Control
- + Dual Sunroof
- + Dual-Zone Climate Control
- + Black Interior Headlining
- + Heated Front and Rear Seats
- + Head-Up Display
- + Dusk-Sensing LED Headlamps
- + Auto-Dimming Interior Mirror
- + Heated Steering Wheel

*Fuel economy and range figures are based on the ADR 81/02 test for combined urban/extra urban driving. Please note that actual on-road fuel consumption, emissions and range will vary depending on traffic and road conditions, vehicle load and the individuals' driving styles.



» Eclipse Cross AWD VRX in Sterling Silver.

Eclipse Cross AWD

XLS HAS THE SIGNATURE ECLIPSE CROSS STYLE AND SMART TECHNOLOGY, VRX ADDS REAL LUXURY. BOTH MODELS OFFER THE SAFETY AND DRIVING EXPERIENCE OF ALL-WHEEL DRIVE.



» Eclipse Cross AWD XLS Cloth Trim.



» Eclipse Cross AWD VRX Black or Light Grey Leather Trim.

AWD PETROL XLS AT A GLANCE:

- + Super-All Wheel Control (S-AWC)
- + 1.5L MIVEC Turbo Petrol Engine
- + 7.7L / 100km Fuel Economy*
- + CVT Auto with 8-Speed Sports Mode and Paddle-Shift
- + 5-Star ANCAP Safety
- + 8 Inch Smartphone Link Display Audio System
- + 18 Inch Alloy Wheels
- + Rear View Camera
- + Forward Collision Mitigation
- + Keyless Operating System with Push-Button Start
- + Dusk-Sensing Headlamps
- + Roof Rails
- + Lane Departure Warning

AWD PETROL VRX INCLUDES ALL XLS FEATURES PLUS:

- + Black or Light Grey Leather-Appointed Interior with Front Seat Power Assist
- + Multi-Around View Monitor
- + Front and Rear Parking Sensors
- + Adaptive Cruise Control
- + Dual Sunroof
- + Dual-Zone Climate Control
- + Black Interior Headlining
- + Heated Front and Rear Seats
- + Head-Up Display
- + Dusk-Sensing LED Headlamps
- + Auto-Dimming Interior Mirror
- + Heated Steering Wheel

*Fuel economy and range figures are based on the ADR 81/02 test for combined urban/extra urban driving. Please note that actual on-road fuel consumption, emissions and range will vary depending on traffic and road conditions, vehicle load and the individuals' driving styles.

Specifications.

	2WD XLS	2WD VRX	AWD XLS	AWD VRX
ENGINE				
ENGINE	1.5L MIVEC Turbo Petrol			
DISPLACEMENT	1,499 CC			
MAX POWER DIN	112 kW @ 5,500 RPM			
MAX TORQUE DIN	254 Nm @ 2,000-3,500 RPM			
FUEL CONSUMPTION*	7.3 L / 100 km		7.7 L / 100 km	
CO ₂ **	165 G / km		174 G / km	
FUEL TANK SIZE	63 L		60 L	
TRANSMISSION				
TYPE	CVT with 8-Speed Sports Mode Paddle-Shift			
DRIVE SYSTEM	2WD with Active Yaw Control		AWD with Super-All Wheel Control	
GEAR SHIFT LEVER	Urethane			
SAFETY FEATURES				
AIRBAGS	Driver, Passenger, Side, Curtain & Driver's Knee			
BRAKING SAFETY SYSTEM	4-Wheel ABS with EBD & ASC			
BRAKE AUTO HOLD	All Models			
SMART BRAKE & BRAKE ASSIST	All Models			
ACTIVE TRACTION CONTROL ATC	All Models			
HILL START ASSIST	All Models			
EMERGENCY STOP SIGNAL	All Models			
ADJUSTABLE SPEED LIMITER	All Models			
SECURITY SYSTEM	Immobiliser & Alarm (Horn, Turn Lamps & Buzzer) with Hood Switch			
REVERSING CAMERA WITH DISPLAY ON AUDIO SCREEN	All Models			
MULTI-AROUND VIEW MONITOR	-	Yes	-	Yes
PARKING SENSORS	-	Front & Rear	-	Front & Rear
FRONT SEATBELTS WITH WARNING LAMP & BUZZER	3-Point with ELR x2, Pretensioner, Force Limiter & Adjustable Belt Anchor			
REAR SEATBELTS	3-Point with ELR, Pretensioner, Force Limiter x2, 3-Point Centre Belt with ELR x1			
CHILD SEAT RESTRAINTS	ISO-FIX x2 on 2nd Row of Seats & Tether Anchor x3			
CHILD-PROOF LOCKS ON REAR DOORS	All Models			
FORWARD COLLISION MITIGATION WITH PEDESTRIAN DETECTION	All Models			
LANE DEPARTURE WARNING	All Models			
ADAPTIVE CRUISE CONTROL	-	Yes	-	Yes
HEAD-UP DISPLAY	-	Yes	-	Yes
SUSPENSION				
FRONT	Macpherson Strut with Coil Spring & Stabiliser			
REAR	Multi-Link with Stabiliser			
STEERING				
POWER STEERING WITH TILT & TELESCOPIC ADJUST	Rack & Pinion Electronic Power Steering (EPS)			
STEERING WHEEL	Leather Covered with Piano Black Detail. Integrated Cruise, Audio & Phone Controls	Heated Leather Covered with Piano Black Details. Integrated Cruise, Camera, Audio & Phone Controls	Leather Covered with Piano Black Detail. Integrated Cruise, Audio & Phone Controls	Heated Leather Covered with Piano Black Details. Integrated Cruise, Camera, Audio & Phone Controls
BRAKES				
BRAKES	16 Inch Discs, Ventilated on Front with Electric Type Park Brake			
WHEELS				
WHEEL TYPE / TYRES	18 Inch Alloy Wheel / 225/55R18			
SPARE WHEEL	Space Saver			
EXTERIOR				
FRONT BUMPER & GRILLE	Advanced Dynamic Shield Face with Material Black Grille, Material Black Centre Panel, Lower Silver Garnish & Silver Skid Plate	Advanced Dynamic Shield Face with Gloss Black Grille, Gloss Black Centre Panel, Lower Gloss Black Garnish & Colour Key Skid Plate	Advanced Dynamic Shield Face with Material Black Grille, Material Black Centre Panel, Lower Silver Garnish & Silver Skid Plate	Advanced Dynamic Shield Face with Gloss Black Grille, Gloss Black Centre Panel, Lower Gloss Black Garnish & Colour Key Skid Plate
REAR BUMPER	Material Black Lower Bumper, Lower Silver Garnish & Silver Skid Plate	Body Colour Lower Bumper, Lower Gloss Black Garnish & Colour Key Skid Plate	Material Black Lower Bumper, Lower Silver Garnish & Silver Skid Plate	Body Colour Lower Bumper, Lower Gloss Black Garnish & Colour Key Skid Plate
SIDE SKIRT & WHEEL ARCH OVERFENDER	Material Black	Body Colour with Material Black Over Fenders	Material Black	Body Colour with Material Black Over Fenders
OPENING DUAL SUNROOF	-	Yes	-	Yes
HEADLAMPS WITH MANUAL LEVELLING	Halogen	LED	Halogen	LED
FRONT LED FOG LAMP & LED DAYTIME RUNNING LIGHTS	All Models			
TURN INDICATOR IN COMBINATION LAMP & DOOR MIRRORS	All Models			
TAIL LIGHTS WITH LED STOP LAMP IN SPOILER	All Models			

	2WD XLS	2WD VRX	AWD XLS	AWD VRX
EXTERIOR				
REAR SPOILER	All Models			
ROOF RAILS	Integrated Style – Black			
BODY COLOUR DOOR MIRRORS	Heated with Turn Indicators & Fold-Away Function			
WINDOW BELT LINE MOULDING	Chrome			
TINTED PRIVACY GLASS	All Models			
DOOR FRAME BLACKOUT	All Models			
DOOR HANDLES	Body Colour			
INTERIOR				
SEAT TRIM FABRIC	Cloth	Black or Light Grey Leather-Appointed	Cloth	Black or Light Grey Leather-Appointed
DRIVER'S SEAT	Manual Height, Tilt & Slide Adjuster	Heated with Power-Assisted Height, Tilt & Slide Adjuster	Manual Height, Tilt & Slide Adjuster	Heated with Power-Assisted Height, Tilt & Slide Adjuster
FRONT PASSENGER SEAT	Manual Tilt & Slide Adjuster	Heated with Power-Assisted Height, Tilt & Slide Adjuster	Manual Tilt & Slide Adjuster	Heated with Power-Assisted Height, Tilt & Slide Adjuster
REAR SEATS	60 / 40 Split with Recline & Fold Function & Centre Armrest	60 / 40 Split with Heated Outside Passenger Seats, Recline & Fold Function & Centre Armrest	60 / 40 Split with Recline & Fold Function & Centre Armrest	60 / 40 Split with Heated Outside Passenger Seats, Recline & Fold Function & Centre Armrest
DOOR HANDLES	Chrome			
SILVER & CARBON EFFECT FRONT DOOR TRIM	Cloth Insert with Soft-Touch Armrest	Leatherette Insert with Soft-Touch Armrest	Cloth Insert with Soft-Touch Armrest	Leatherette Insert with Soft-Touch Armrest
GLOVEBOX	All Models			
LARGE TYPE CENTRE CONSOLE WITH ARMREST, 2X CUP HOLDERS, STORAGE TRAY & SUNGLASSES HOLDER	Leatherette Lid			
SEAT BACK POCKET	Front Passenger Seat	Driver & Front Passenger Seats	Front Passenger Seat	Driver & Front Passenger Seats
COMFORT & CONVENIENCE ITEMS				
SPEEDO & TACHO WITH DIMMER & SILVER GARNISH	All Models			
MULTI-DISPLAY METER WITH TRIP COMPUTER	Colour LCD			
BUZZER & WARNING LIGHTS	Front Seat Belts, Door & Tailgate Open			
CENTRAL LOCKING	Keyless Operating System & Keyless Entry with Lock / Unlock Button on Front Doors – x2 Transmitters			
START SYSTEM	Push-Button Start / Stop			
ELECTRIC WINDOWS	Front & Rear with Key-Off Timer	Front & Rear (Driver Auto Up & Down – All Doors) with Key-Off Timer	Front & Rear with Key-Off Timer	Front & Rear (Driver Auto Up & Down – All Doors) with Key-Off Timer
AUTOMATIC RAIN-SENSING FRONT WIPERS	All Models			
DUSK-SENSING HEADLAMPS WITH AUTO HIGH BEAM	All Models			
HEADLAMP MONITOR WITH AUTO SHUT-OFF	All Models			
HEATER & AIR CONDITIONING WITH AIR FILTER	Automatic Climate Control	Dual-Zone Climate Control	Automatic Climate Control	Dual-Zone Climate Control
INTERIOR MIRROR	Day / Night Type	Auto-Dimming	Day / Night Type	Auto-Dimming
SUN VISORS	Driver & Front Passenger Sun Visors with Vanity Mirror, Ticket Holder, Lamp & Lid			
ACCESSORY SOCKETS (12V)	x2 Located on Instrument Panel & Rear of Centre Console Box			
ASSIST STRAPS - RETRACTABLE TYPE	x4 with Coat Hanger on Right-Hand Rear Passenger Side			
AUDIO & MEDIA				
SOUND SYSTEM WITH STEERING WHEEL CONTROLS	8 Inch Touch Screen SDA System (Apple CarPlay & Android Auto Compatible) AM / FM Radio			
SPEAKERS	6			
BLUETOOTH™ HANDS-FREE TELEPHONE SYSTEM WITH STEERING WHEEL CONTROLS & VOICE ACTIVATION	All Models			
CONNECTIVITY	USB Port x2 & Wireless Bluetooth™ Audio Streaming			
FIN ANTENNA	Roof Mounted			
DIMENSIONS / WEIGHTS				
OVERALL LENGTH / WIDTH / HEIGHT	4,545 / 1,805 / 1,685 mm			
WHEEL BASE / TRACK FRONT / TRACK REAR	2,670 / 1,545 / 1,545 mm			
GROUND CLEARANCE	180 mm			
FRONT HEADROOM	1,003 mm			
REAR HEADROOM	945 mm	933 mm	945 mm	933 mm
TURNING CIRCLE	10.9 m			
KERB WEIGHT	1,480 kg		1,545 kg	
GROSS VEHICLE WEIGHT	2,100 kg			
TOWING BRAKED / UNBRAKED	1,600 / 750 kg			
CARGO VOLUME – 2ND ROW UP (TO TOP OF SEAT BACK)	405 L (VDA)			
CARGO VOLUME – 2ND ROW DOWN (TO TOP OF 1ST SEAT BACK)	672 L (VDA)			
CARGO ROOM WIDTH / HEIGHT	1,000 / 762 mm (SAE)			
CARGO ROOM LENGTH	677 mm (SAE)			

While we have made every effort to ensure that the specifications are correct at the time of printing, Mitsubishi product is constantly developing. We reserve the right to change the specifications, colours and prices of models and items within this brochure. For current specifications always contact your Mitsubishi dealer.

*Fuel economy and range figures are based on the ADR 81/02 test for combined urban/extra urban driving. Please note that actual on-road fuel consumption will vary depending on traffic conditions, vehicle load and the individuals' driving styles.

**CO₂ figure is calculated to WLT-3P.

10 | 5 YEAR | YEAR DIAMOND ADVANTAGE

A VERY WELL MADE WARRANTY

There's no better protection for your new Mitsubishi than our **Diamond Advantage Warranty**. Whichever Mitsubishi you see yourself in, wherever the road takes you, you'll be thoroughly covered from bumper to bumper.

Our **Diamond Advantage Warranty** comprises a **10 year / 160,000 km powertrain warranty** that covers everything from engine to axle; a **5 year / 130,000 km new vehicle warranty**; and **5 years' Premium Roadside Assist**, which looks after you if the unexpected should happen. It's the warranty designed for complete peace of mind.

Visit [mmnz.co.nz](https://www.mmnz.co.nz) for terms and conditions